












-  ADA Parking*
-  Motorcycle Parking
-  Pay Station
-  Parking Zone ID
-  Commuter Zone
-  Residence Hall Zone
-  Short-term Lot
- Beaver Bus**
-  Shuttle Stop
-  North Route
-  West Route
-  East Route

* Accessible parking is provided in every parking zone. A vehicle with a disabled person parking permit (DMV) and OSU permit may park in any accessible parking space on Campus. Parking permits are required year-round 7 a.m. to 5 p.m. M-F.